



Exposed Aggregate - Eagle Premium Coat adds a High Gloss wet look and leaves a hard protective acrylic film. Use Eagle Crack Filler before applying. Eagle Premium Coat is available in Clear and semi-transparent Brown tinted for brown pebbles.




Exposed Gray Limestone Aggregate - Eagle Premium Coat adds a High-Gloss wet look and leaves a hard protective acrylic film. Eagle Premium Coat is available in Clear and semi-transparent Gray tinted for gray rocks.




Stamped Concrete - Supreme Seal and Premium Coat add a High-Gloss wet look and leaves a hard protective acrylic film.



Acid Stain - Supreme Seal adds a High-Gloss wet look and leaves a hard protective acrylic film. Premium Coat does the same but darkens more.



Pavers (concrete) - Premium Coat will protect pavers, stabilize joint sand and keeps vegetation from taking root. Satin Seal does the same but adds a light sheen without darkening. Neither sealer is recommended for clay bricks or vertical surfaces.



Plain Concrete - Premium Coat is not desirable for plain concrete as it leaves a dark splotchy look. Eagle Supreme Seal will leave a more even glossy look and a water based sealer such as Satin Seal adds a light sheen without darkening.



Not for use on Clay Bricks, Slate, Stone Slabs, Granite, Tile (except for unglazed Terra Cotta), Terrazzo, Epoxy Set Stone Chattanooga, Polished, Densified, Painted Surfaces, surfaces previously coated with Water Based Stain, Colored Sealers, or recently treated with a Curing Compound. Not for interior spaces unless completely ventilated. Not for vertical surfaces except for steps. Not recommended for any surface not specifically recommended. Always test a spot before proceeding.



P.O. Box 100431 ★ Nashville ★ TN ★ 37224
www.eaglesealer.com



MADE IN THE USA




PREMIUM COAT™

**EXPOSED AGGREGATE
CONCRETE SEALER**

and **CRACK FILLER**



SEALED



BEFORE

*Protect & Beautify
Your Concrete*

INSTRUCTIONS



1. Clean oil spots with a **EAGLE Cleaner Degreaser** or de-greasing soap and water. This step is not required if there are no oil spots.



2. Pressure wash concrete with 3000 psi or higher. It is imperative to thoroughly clean concrete before sealing.



3. Fill any cracks with **EAGLE Crack Filler** for Exposed Aggregate.



4. Allow concrete to dry for 24 hours without rain before sealing. Do not seal if rain is imminent.



5. Temperature should be above 50°F and below 90°F during application.



6. Use 1-1/4" nap roller for Exposed Aggregate. **EAGLE Premium Coat** is NOT recommended for plain concrete.



7. Stir tinted sealers well immediately prior to application. Anti-Skid additives (not sand) may be added to second coat, for added traction.



8. Test a sample spot with sealer on concrete. Allow to dry. Be sure that the test spot has good adhesion and appearance is acceptable before proceeding.



9. Roll on concrete. Keep roller soaked with sealer. Dip on every stroke.



10. Cross-Roll 2nd coat. 2nd coat should be rolled against the grain of the first coat. 1 coat applications should be cross-rolled during application.



11. Clean-Up with Xylene or Toluene.



12. Allow to dry 4 hours prior to foot traffic and 72 hours for auto traffic.

Frequently Asked Questions

Why seal concrete?

Sealing prevents water from penetrating the concrete. Water erosion and freeze-thaw are some of the common causes for cracking. Sealing also keeps out salt, chemicals, dirt and plant growth. In the case of Exposed Aggregate Concrete, sealing with a top-coating sealer helps prevent the stones from loosening by forming a barrier between the aggregate and the elements. Therefore sealing will extend the life and new appearance of any type of concrete.

How soon can new concrete be sealed?

EAGLE PREMIUM COAT and **EAGLE SATIN SEAL** can be applied as soon as new concrete can be walked upon. They meet ASTM specifications C-309 and C-1315 for curing and sealing new concrete. Concrete cures for 28 days and the sealer will slow the evaporation of water in the concrete so that it cures more evenly.

What types of sealers are there?

EAGLE Premium Coat, **Supreme Seal** and **Satin Seal** are film-forming sealers. They topcoat concrete forming a barrier between the concrete and the elements. **EAGLE Premium Coat** and **Eagle Supreme Seal** are oil-based topcoats and **Satin Seal** is a water based topcoat. Penetrating sealers penetrate the pores of the concrete but will not help exposed aggregate stones from loosening and will not enhance the appearance of the concrete. **EAGLE Premium Coat & EAGLE Satin Seal** can be used as a 'Cure & Seal' on fresh concrete.

What do sealers do to the appearance?

EAGLE Premium Coat is oil based and will give the concrete a dark wet glossy look. This is very desirable for exposed aggregate **Eagle Supreme Seal** is non-yellowing clear oil based and is recommended for stamped, integrally colored, stained, or plain concrete. For plain concrete, some homeowners may not want the dark glossy look. Water based films are not as dark and glossy. A water-based sealer such as **Eagle Satin Seal**, may be more desirable. It will bead water and shine to a semi-gloss but not darken concrete. Penetrating sealers will have no appearance.

What is yellowing?

Many Sealers will yellow in the sun. Eagle sealers have added UV protection to prevent yellowing.

What if bubbles dry in the film?

Air being released by the concrete may dry in the film. This often occurs when the concrete is very hot and late in day when temperatures drop rapidly. Do not apply too heavily per coat but rather apply two thin coats. Spraying with Xylene or Toluene will re-wet **EAGLE Premium Coat** and **EAGLE Supreme Seal**, melting any bubbles that may have formed.

Will sealing prevent cracking?

Maintaining a proper seal prevents salt, oil, water and plant growth from eroding the concrete and may extend the life of the concrete. However, if the ground settles under the concrete, it will crack. All concrete surfaces will crack eventually. **EAGLE Crack Filler**, used before sealing with **EAGLE Sealers** will improve the appearance of cracked concrete.

Should I test a spot?

Yes, every concrete surface is unique and only by applying a sample of sealer will you know if you have good adhesion and if the appearance is acceptable.

NEED MORE INFO? visit www.eaglesealer.com